

# SE-18

12/15/18-lead ECG



## SE-18

12/15/18-lead ECG

### About Edan

Edan is a healthcare company dedicated to improving the human condition around the world by delivering value-driven, innovative and high-quality medical products and services. For over 20 years, Edan has been pioneering a comprehensive line of medical solutions that address a broad range of healthcare practices including:

- Diagnostic ECG
- Ultrasound imaging
- In-Vitro Diagnostics
- Patient Monitoring
- Point-of-Care Testing
- Veterinary
- OB/GYN

Healthcare professionals around the world depend on Edan's breakthrough medical technologies and outstanding customer support.



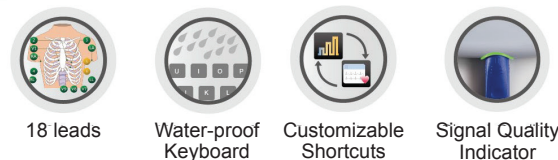
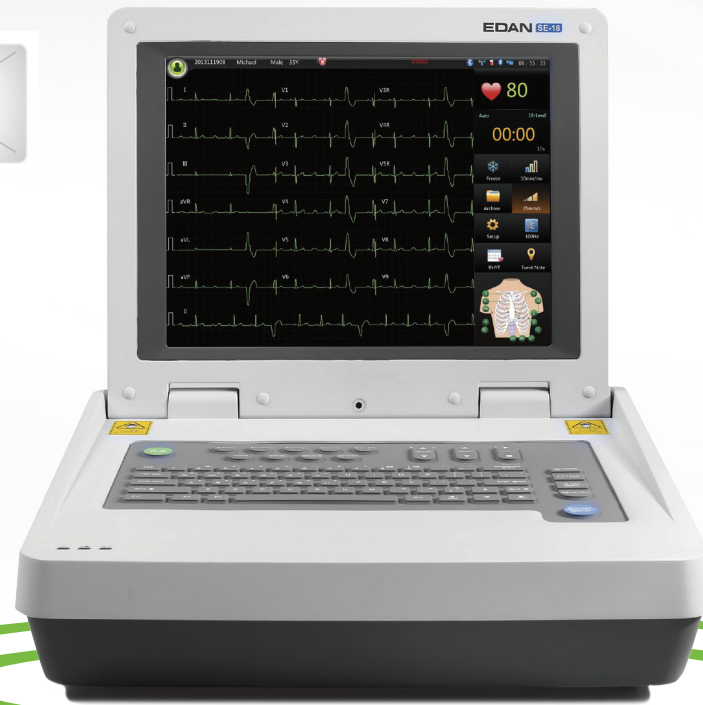
# SE-15

18-lead ECG



With EDAN's innovation in ECG acquisition and analysis, the flagship ECG SE-18 is a professional ECG system, delivering advanced functions and reliable interpretation to increase clinicians' productivity. With the newly-designed DE18 sampling box, it facilitates to do a standard 12-lead ECG, and also easily conduct an expanded leads ECG examination of 15/16/18 leads with additional pluggable leadwires.

15"



## All For Your Convenience Of Use

- 15" color touch-screen & the water-proof keyboard
- Flexible Storage Solution  
512M internal memory as well as USB/SD card external memory
- The Light Sensor  
The smart light sensor automatically changes the brightness of the screen according to the environment so as to protect users' eyes
- The Signal Quality Indicator  
The three-color indicator enables users to identify signal quality of each lead simply at a one glance

## All For The Professionalism

- The standard 12-lead and real 15/18-lead simultaneous sampling  
The additional leads of V3R, V4R, V5R or V7, V8, V9 can be acquired simultaneously in SE-18 with auto analysis and interpretation to confirm MI.
- Long time sampling  
10-1800 sec sampling, analyzing and storing capability breaks the limitation of sampling time insufficiency in certain cases and gives you much more flexibility in conducting examinations.
- Color Identification of Arrhythmia  
Users can quickly identify poor or missing electrode connections via color-coded ECG waveforms and lead map at one glance.
- Event mark  
The event mark function provides users an easy way of labeling ECG events during a long time sampling and handy reviewing afterwards through a segment list.
- Advanced functions  
Optional VCG/TVCG/VLP/HRV/Pharmacological Study are provided to help users further diagnose certain heart diseases which cannot be done utilizing normal 13-lead ECG.



Trolley



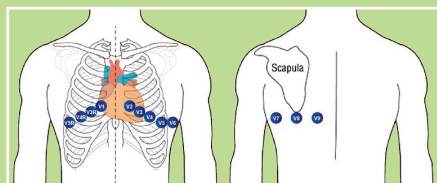
VCG

TVCG

SAECG

## All For A Reliable Result

- The Sampling frequency is as high as 16,000 Hz that it outweighs all the other ECGs we know around the world.
- The CMRR is 140dB, topping the majority of competition in the industry.
- The 24-bit A/D Converter helps generate more accurate waveforms.
- The 0.01-300 Hz bandwidth is absolutely competent in dealing with pediatric patients according to AHA's recommendation.
- The Patented 0.67 Hz baseline drift filter guarantees the stability of the traces.
- Latest SEMIP algorithm with 208 ECG findings provides 12/15/18-lead ECG auto diagnosis.
- Powerful on-screen diagnosis functions enable users to review, edit and confirm reports on SE-18.



## Seamless Connectivity

With the help of barcode scanning and integration to HIS/EMR through HL7/DICOM Worklist, the workflow becomes much more efficient.

## Direct HL7 support

ADT, SIU, ORM and ORU message are included in our HL7 protocol to fulfill the most demands of HL7 integration. Any message configuration can be done directly on SE-18.

## Direct DICOM support

Include DICOM Worklist and DICOM storage to ensure the seamless connectivity with PACs or RIS..

